

Markets slide again with Greece in spotlight

26 - Sept - 2011 Live Update – Markets @ 11.00 a.m.














Domestic Markets*

Index	Level	Chg (pts)	Index	Level	Chg (pts)
Sensex	15,909.69	-252.37	Nifty	4,787.20	-80.5
BSE Midcap	6,115.62	-107.18	Nifty Jr.	9,704.05	-191.90
BSE Small cap	6,933.23	-107.89	S&P CNX 500	3,882.35	-69.75

	Advances	Declines		Today	Previous day
BSE	538	1846	BSE Volume :	Rs 788 cr	Rs 888 cr
NSE	192	1196	NSE Volume :	Rs 3,036 cr	Rs 3708 cr

Technicals for Nifty Future	Support	4750	Resistance	4820
-----------------------------	---------	------	------------	------

BSE Sectoral Indices*

Sensex Gainers	LTP	% Change		
Wipro	342.5	1.09%	IT	-0.7% 
			TECK	-0.7% 
			HC	-1.2% 
			POWER	-1.2% 
			FMCG	-1.6% 
			AUTO	-1.8% 
			REALTY	-1.8% 
			CG	-2.0% 
			PSU	-2.1% 
			BANKEX	-2.1% 
			OIL&GAS	-2.2% 
			METAL	-3.6% 
			CD	-4.6% 

Top 5 traded scrips in CNX 500

Scrip	Volume	LTP	%Change
Unitech	6,821,196	26.6	-2.74
Jaiprakash Asso	6,575,035	65.5	-2.75
Lanco Infratech	3,935,341	15.85	-2.46
Suzlon Energy	3,776,000	37.15	-3.26
Hindalco	3,771,503	127.35	-4.89

News and Commentary:

- Min asked **HCC Ltd** to pass order in 3 weeks in Lavasa case
- Wipro** is considering selling data centres and other computer hardware assets of its US unit Infocrossing; The sale of five data centres that could be worth between \$300 million to \$400 million
- Indian rupee** is trading today at Rs 49.46 weaker in early morning trades tracking losses in most other Asian peers and the euro, with a choppy start to the domestic share market also adding to the downward pressure
- WTI Crude oil** is trading firm at \$79.38 today; Oil declines after the G-20 nations meeting raised speculation that the debt crisis would curb the oil demand
- Gold** is trading at \$1,612.30 on COMEX today; as investors liquidated their positions on fears of an impending recession

Asian Markets:

Index	Level	Chg (pts)	Index	Level	Chg (pts)
Nikkei 225*	8,406.05	-157.55	Taiwan Index	6,916.31	-129.83
Hang Seng 45*	17,352.41	-316.83	Kospi	1,674.92	-22.52
SSE Composite*	2,405.03	-28.13	Straits Times	2,649.32	-49.49

- Japanese market** dropped following Wall Street losses after a three-day weekend, and amid declines for other risk assets on worries about a Greek default
- Hang Seng Index** moved lower in early trading, dragged down by the territory's property names in midday turnover that neared a six-week low; Commodities-related stocks bleed on lower commodity prices

General Information

* Taiwan 50 Index is a capitalization-weighted index of stocks comprises 50 companies listed on the Taiwan Stock Exchange developed by Taiwan Stock Exchange in collaboration with FTSE. Serves as a key market indicator for Taiwan. Base level is 5000 as of April 30, 2002.

* KOSPI Index is a capitalization-weighted index of all common shares on the Korean Stock Exchanges.

* Straits Times Index, calculated and disseminated by FTSE, comprises the top 30 Companies listed on the Singapore Exchange selected by full market capitalization

* Nikkei 225 is stock market index for the Tokyo stock exchange comprising of 225 stocks from various sectors

* Hang Seng 45 is a stock market index for the Hong Kong stock exchange

* SSE Composite is an index that tracks all A-shares and B-shares listed on the Shanghai stock exchange

Disclaimer

This Document has been prepared by Nirmal Bang Research (A Division of Nirmal Bang Securities PVT LTD). The information, analysis and estimates contained herein are based on Nirmal Bang Research assessment and have been obtained from sources believed to be reliable. This document is meant for the use of the intended recipient only. This document, at best, represents Nirmal Bang Research opinion and is meant for general information only. Nirmal Bang Research, its directors, officers or employees shall not in anyway be responsible for the contents stated herein. Nirmal Bang Research expressly disclaims any and all liabilities that may arise from information, errors or omissions in this connection. This document is not to be considered as an offer to sell or a solicitation to buy any securities. Nirmal Bang Research, its affiliates and their employees may from time to time hold positions in securities referred to herein. Nirmal Bang Research or its affiliates may from time to time solicit from or perform investment banking or other services for any company mentioned in this document.

About Nirmal Bang

Founded in 1986 by Shri Nirmal Bang, the Nirmal bang Group is recognized as one of the largest retail broking houses in India, providing an array of financial products and services. Our retail and institutional clients have access to products such as equities, derivatives, commodities, currency derivatives, mutual funds, IPOs, insurance, depository services and PMS. Throughout our history, we have fostered one overriding purpose – to provide each client with personal service and quality of work. By adhering to this principle, we have grown to become a successful and well-respected firm of highly qualified professionals.

The Group is headed by Mr. Dilip Bang and Mr. Kishore Bang who bring forward industry expertise, insight and most importantly, create an environment of unmatched commitment to clients.

We are registered members of the Bombay Stock Exchange Limited (BSE), National Stock Exchange of India Limited (NSE), Multi Commodity Exchange of India Limited (MCX), National Commodity & Derivatives Exchange Limited (NCDEX), National Multi Commodity Exchange of India Limited (NMCE) and MCX Stock Exchange Limited and are also depository participants of NSDL and CDSL.